

The Furniture Collection 2017



THE COLLECTION





SIRIUS



120° Segment Combination Workstations finished in Black MFC with Grey trim and Slate Radial End Storage Units. Curved Lunar desktop screens.



SIRIUS

Sirius is a high quality, cost effective solution to your desking requirements. Incorporating a cantilever leg design with optional cable management, Sirius also offers a complete selection of standard desk shapes and sizes.



RASCAL MESH



ECO FABRIC BACK ■

A new option for our Lunar desktop screens is the black trim. Adding a complementary feature to our existing black leg finish.



Radial desks with a 3 drawer desk high pedestal in White MFC with Black Trim. Curved Lunar desktop screens.





Rectangular Combination Desk with integrated 3 drawer pedestal in White MFC and Black trim. Inset straight Lunar screens.

Lunar fabric screens with contrasting edge trim offer a stylish addition with the option to be inset on your desktop.



Sirius Combination desks provide an affordable and practical desking solution with an integrated 3 drawer pedestal and a range of accessories to complement and personalise your office environment.



ODYSSEY ■

ODYSSEY PANEL END DESKING

For an alternative option from our Sirius range we have Odyssey. A simple and timeless design to uplift any working environment.

Bow fronted rectangular desk finished in Mocha MFC. Two-toned storage with Slate carcass and Mocha doors.






Shaped corner workstations in Slate with White trim. Wave Trident desktop screens



Qudos desking. A fully cable managed cantilever leg design. Including a wide range of desk shapes and sizes, from rectangular and 120° segment to shaped radial workstations.



Qudos has a desk shape to fit any situation, from small compact hot desks to large executive workstations.



Conference workstation in White with Black trim



D end Managers desk with desk high storage finished in Mocha with White trim

An extensive range of shapes and storage available allows for a fully customisable and modular designed office space.

EFFEX R8



Effex r8 1" leg beam desking is our fully cable managed and telescopic desking range that offers bench style continuous desking as well as fully cable managed individual desks.



Tool rail screens offer an added option for storage maximising desktop space.



Double wave desktops with support pedestals in Santiago Cherry with Silver trim. Straight Trident Triple Toolrail desktop screens.

Effex r8 also offers the 'C' leg which provides extra leg space for extended rows of desks, and along with its shared componentry it offers total flexibility for your office space.



Radial workstations in White with White trim and meeting extension. 3 drawer desk high pedestal with Silver X handles. Wave Trident desktop screens.



PURE ■

Pure desking is a modern take on affordable desking. The individual desks offer the bench impression without restrictions. Available in a range of two tone combinations to suit any office scheme.



Rectangular workstations in White. Two-toned 3 drawer pedestals with Slate fascias. Straight Trident single toolrail desktop screens.



A Pure two tone storage range is also available to complement the desking range. Various pedestals with the handleless fascias and the option of 17 board colours to personalise to your decor completes the stylish Pure range.

PURE COMBINATION



State rectangular combination desk with Black trim. Horizon spinerail screen with acrylic blade



LYRA MESH

Pure combination desks are supplied with an integrated 3 drawer pedestal. Cable management is built into the pedestal to keep the work area tidy and organised.





PURE SEGMENTS

Accessories give solutions to ensure a comfortable working environment whatever the situation.



120° Combination desk with Santiago Cherry top and White trim. Curved Trident desktop screens.

PURE CONFERENCE



ECO

Pure has a range of desk shapes and sizes to suit any requirements. The conference desks provide a compact solution when working in an office environment that requires extra meeting space.




Pure conference workstation with integrated 3 drawer pedestal finished in White.



Rectangular tops with desktop scoop all finished in White. A-X2MA monitor arm and straight Trident Type 1 screen.





The new Pure Bench cable riser is a new addition to the cable management on Pure Bench systems.

Pure Bench has all the characteristics of a modern bench system. Leg sharing capability, extension frames, shared cable management and frame mounted screens, allowing Pure Bench to be a competitive alternative to iBench.



LYRA MESH



VETA BENCH



Veta Bench is a new cost effective bench system, available in 700mm & 800mm deep desk sizes.



Finished in white with inset straight Lunar screens and 3 drawer tall mobile pedestals.



iBench desking is ideal for the modern, open plan office. With the ability to share components, iBench allows for continuous, cable managed desking configurations. The choice of 3 leg designs adds variation and style.



LOOK



HOOP LEG ■



Mocha desktop iBench configuration with White trim. Straight Trident desktop screens.

GOAL POST■



White rectangular iBench configuration with White trim. iBench single drawer open pedestal. Straight Triple Toolrail Trident desktop screens.



Single desks and managers desks are available within the iBench range along with the iBench roll up and roll under storage.



Mocha and White finish with White trim. iBench roll-up and roll-under storage. Horizon Type 3 screens with acrylic panel.

White iBench configuration with Black trim. iBench single drawer open pedestal. Trident Triple Toolrail screens in Black.



The iBench 'A' frame leg is an angular alternative to the traditional square leg design. Individual desks are also available to finalise your office layout.



'A' FRAME

The introduction of iBench boardroom tables in each of the 3 leg designs provide a consistent theme throughout the office layout.



AKTIV CANTILEVER

IBENCH BOARDROOM

IBENCH FRAMEWORK



Mass cable risers can be fixed to the shared intermediate leg to conceal cabling. iBench frames are available with fixed and sliding desktops. Sliding tops with desktop scoops allow easy access to a shared cable tray.



A third level can be fixed to the leg frame adding additional personal storage.



AKTIV



EXECUTIVE



Mocha desktop with White return.



Anthracite desktop with White return.



LYRA NET CANTILEVER

The two tone option in an extensive choice of board finishes creates a unique, modern design.



Anthracite desktop with White return panels. Two-tone credenza unit.



LOOK



FREEDOM

Freedom Bench offers the complete height adjustable bench system solution. With 3 adjustment options and 2 fixed height options you can configure your bench arrangement to suit your requirements without changing the aesthetic look. Frame mounted screens offer added privacy.



Japanese Ash desktops with Black bench frame, Horizon Type 3 screen.



FREEDOM INDIVIDUAL

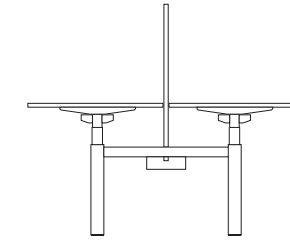
ADJUSTMENT

The Freedom system incorporates 2 fixed height options and 3 height adjustable actuator options as standard. These include FIXED (725 or 1100mm incl. desktop), RATCHET (655-795mm incl. desktop), MANUAL CRANK (655-1005mm incl. desktop) and ELECTRIC (600-1260mm incl. desktop) and the system will accommodate desktops ranging in width from 1200mm up to 1800mm and 800mm in depth, giving an overall bench depth of 1600mm. (1630mm with frame mounted screen)

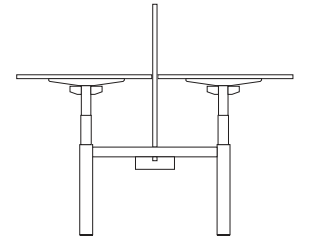
SIT/STAND

Freedom electric actuators are fitted with PIEZO as standard. PIEZO is a hardware based anti-collision solution from LINAK. The solution is based on a PIEZO sensor that has been completely integrated in the lifting column – without visually altering the desk design. The built-in PIEZO sensor reacts to any obstruction when raising or lowering the desk, then halts and reverses to avoid collision.

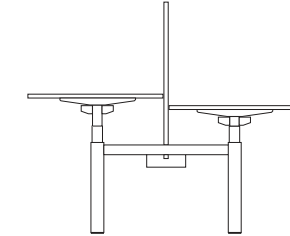
Desk Control™ is a software desk panel for use in all types of office desks. The Desk Control software is installed on your computer (PC or MAC) making the use / adjustment of your desk intuitive in your daily work. The software program contains the typical desk panel features like up-down adjustment, up to 3 memory positions, and height read-out. Additionally, the program reminds you to adjust your desk, counting the time standing as well as the calories burned. The intervals are self-elected making Desk Control a very personal tool. Simply connect the FDCC cable between your control box and your computer and install the free software supplied.



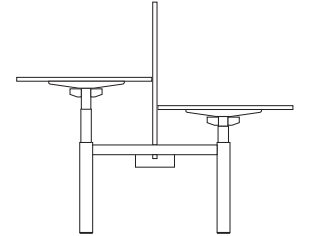
725mm Fixed Height



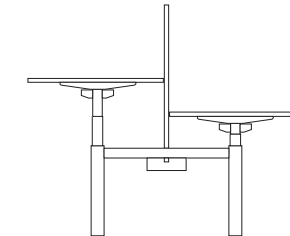
1100mm Fixed Height



655-795mm Ratchet

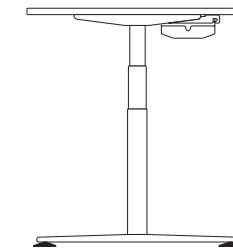


655-1005mm Manual Crank

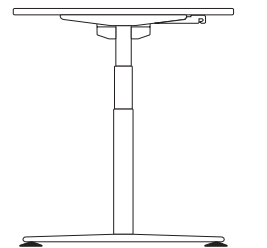


600-1260mm Sit/Stand Electric


With office spaces moving in a more health conscious direction, Freedom provides a quick and simple way to transform your fixed workspace into an active one.



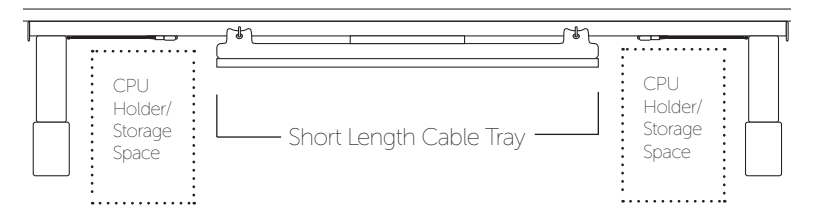
Hinged cable tray in rear position



Hinged cable tray in central position




Full Length Cable Tray



Short Length Cable Tray

CPU Holder/Storage Space


CPU Holder/Storage Space



Rectangular



Radial



2 Piece Radial

FREEDOM LITE ■

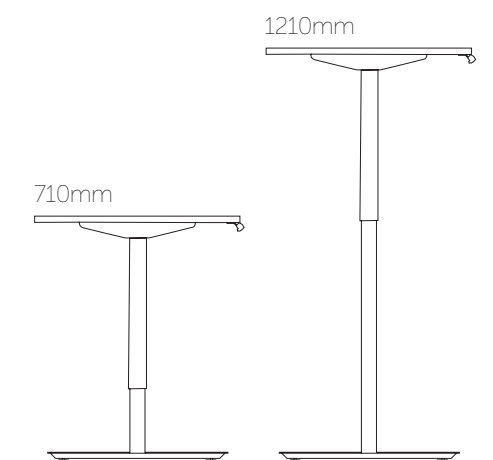
ELECTRIC SIT/STAND



Stone Oak corner workstation with White framework.



Freedom Lite is a more cost effective option of Sit/Stand electric desking. A choice of desk shapes and sizes are available to suit your requirements



BOARDROOM, OFFICE & BREAKOUT TABLES ■



SQUARE PILLAR BASE



LYRA NET CANTILEVER



CIRCULAR PILLAR BASE



SIRIUS 'I' FRAME LEG



PANEL END



QUDOS 'I' FRAME LEG



EFFEX R8 'I' FRAME LEG



ARROW HEAD BASE

A boardroom table selection is available to complement each desking range.

IBENCH BOARDROOM



Goal Post iBench table with Light Oak top and White frame.



'A' Frame iBench table with Japanese Ash top and Silver frame.



LYRA NET CANTILEVER

iBench boardroom tables are available with a choice of Hoop, Goal Post or 'A' frame legs. With the option to add Cable Trays and Mass Cable Risers the iBench boardroom table is a truly fully functional meeting table.

BREAK OUT■



Square pillar base table with Mocha top and Black trim



ESCAPE HOOP LEG

Walnut table top and seat panel with White trim.

Escape Benches are a versatile range of breakout furniture. From Panel End dining heights to Hoop Leg poseur heights there is a wide range of sizes to choose from to suit your breakout area.



ESCAPE PANEL END



Seat pads are an optional extra for Escape bench seating. The range is enhanced by our large range of board colours and adds extra depth to your interior.



Santiago Cherry incorporating Slate modesty panels. Optional fabric seatpad included.

REUNION ■



TULIP BASE■



Slate Double D end boardroom table with Chrome tulip base and optional glass panels.



LYRA NET CANTILEVER ■

CLASSIC SOLO LEG■



Shaped rectangular boardroom table with Chrome and Black Classic Solo Legs.



Elliptical boardroom table with Chrome and Black Classic Solo Legs.

PANEL END



Two-tone Slate boat shaped table with White panel ends and twin modesty panels.



CONFERENCE■



Rectangular top in Stone Oak finish with a Silver underframe.



TILTING■

Tilt Top Tables are available in 800mm & 600mm depths in various shapes offering flexibility when creating configurations



CONFERENCE■



Rectangular table configuration with Slate tops and White folding leg frame.



FOLDING■

Folding Leg Tables are available in 800mm & 600mm depths in various shapes and can be stored away safely due to the compact folding leg design



CONFERENCE■



Trapezoidal table configuration with Mocha tops and Black stacking legs.



STACKING■

Stacking Leg Tables are available in 800mm & 600mm depths in various shapes and can be dismantled and stored safely using our Stacking Leg Trolley.



REUNION STORAGE ■



To complement boardroom tables we have a range of unique storage units to suit your boardroom requirements. Including storage to display information and credenzas accommodating a compact fridge, there is a unit for all requirements.



RECEPTIV.



Receptiv counter with top unit and curved DDA unit. White carcass and Slate modesty panels.



FORM ■

Receptiv is a completely modular range of receptions and reception furniture. With endless configurations and additions of cupboards, top boxes and shelves. There's an option to fit any working area.



Counter with executive glass shelves and top units. White carcass and Santiago Cherry modesty panels.



Straight DOA unit & curved unit with a glass top unit. Slate carcass and Mocha modesty panels.





Disabled access base units are an important addition to your office reception and can be configured into your desired reception layout, whether curved or straight.



Straight units with centre executive glass shelf and glass top units. White carcass and Mocha modesty panels.



White carcass and modesty panels on the base units. Top units with glass shelves and Dijon Walnut modesty panels.

Mix and match board colours to create fresh and modern reception combinations.

3D PLYWOOD EDGING■



3D PLYWOOD EDGING



New to the extensive range of board colours and trim combinations. 3D Plywood Edging is available on request

A unique contrast to your standard desking surface. Giving your office an extra dimension with contrasting detail.

SEATING ■





Form sofas are a stylish and versatile addition to any reception or breakout area, available in a variety of eye catching fabrics and a range of configurations, there is something to enhance any space.

Further expanding the break out range and use of space we have introduced a laptop table. Offering a flexible touch down addition to your breakout area.





THE FRESH COLLECTION ■



RASCAL ■



FLUX ■



DECA ■



AKTIV ■



AKTIV ■



FLUX ■



FIVE ■



TIME ■



TIME ■



TIME ■

THE STYLE COLLECTION■



WHY ■



LYRA MESH ■



LOOK ■



STREAM ■



LYRA NET ■



LOOK ■



STREAM ■



GO ■



DREAM ■



TWIST ■

UNIVERSAL STORAGE

Low to high storage

(available as 2062mm, 1657mm, 1252mm, 847mm & 725mm high)



1200mm & 1000mm wide open tambour units

1200mm & 1000mm wide tambour units



1000mm & 800mm wide open units

1000mm & 800mm wide pigeon hole units

1000mm, 800mm & 600mm wide bookcases

corner bookcase

Low to high storage

(available as 2062mm, 1657mm, 1252mm, 847mm & 725mm high with a choice of handle)



1000mm & 800mm wide open cupboards

1000mm & 800mm wide cupboards

Personal lockers

(choice of 2, 3, 4 or a single door option)



personal lockers available with various door options

Filing cabinets

(with a choice of handle)



600mm deep filing cabinets (4, 3 or 2 drawers)

525mm deep filing cabinets (4, 3 or 2 drawers)

Desk high storage

(no handles)



radial end open storage

radial end tambour storage

wave tambour storage

600mm deep mobile tambour unit


600mm deep mobile open unit

600mm deep tambour unit

600mm deep open unit

Desk high storage

(with a choice of handle)



600mm deep mobile cupboard

600mm deep cupboard

1000mm & 1200mm wide sliding door cupboards

1200mm & 1600mm wide credenza units



combination open unit



combination cupboard unit



525mm & 600mm deep side filers

Desk high pedestals

(Available with 2, 3 or 4 drawers and a choice of handle)



extension pedestals

wave extension pedestals

narrow 600mm deep pedestals

600mm deep pedestals

narrow 800mm deep pedestals

800mm deep pedestals

Mobile pedestals

(with a choice of handle)



narrow mobile pedestals

mobile pedestals

narrow tall mobile pedestal

tall mobile pedestal

600mm deep mobile desk high pedestal

800mm deep mobile desk high pedestal

(choice of 2 or 3 drawers)

(3 drawers only)

(3 drawers only)

(3 drawers only)

(3 drawers only)

Fixed pedestals & pull out tower

(with a choice of handle)



fixed pedestals

pull out tower

(choice of 2 or 3 drawers)

COLOUR OPTIONS

T- Universal Storage

(coloured top with white, black or silver carcass and matching M handles)



various storage units available

Trim
colours
available:
white, black,
silver

Colours Universal Storage

(Doors, fascias or carcass from a choice of 17 board finishes with a selection of handles)



various storage units available

Colours Pure Pedestals

(pedestals only, no handles)



Colours iBench Storage

(coloured doors or fascias with iBench handles)



various storage units available

IBENCH STORAGE

iBench low to high storage

(available as 2062mm, 1657mm, 1252mm, 847mm & 725mm high)



600mm, 800mm & 1000mm
wide bookcases

1060mm wide
open cupboards

1060mm wide
cupboards

iBench filing cabinets



525mm deep filing
cabinets
(2, 3 or 4 drawers)



815mm wide
tambour side filer



815mm wide
open side filer



815mm wide
side filer

iBench desk high storage

(with filing drawers)

iBench roll up and roll under storage

(available at 725mm or 640mm high)



800mm wide
single bookcase



800mm wide
double bookcase



800mm wide
combination open
unit



800mm wide
combination cupboard
unit



800mm wide
double pedestal



800mm wide
personal tambour



800mm wide
tambour unit

iBench pedestals

(inset fascias)



open tall
mobile pedestal



tall mobile
pedestal



600mm deep
extension pedestal



600mm deep
desk high pedestal



800mm deep
desk high pedestal

iBench credenza



mobile or static
credenza unit

iBench pedestals with top units

(inset fascias)



600mm deep
desk high pedestal
& open top unit



800mm deep
desk high pedestal
& open top unit



600mm deep
desk high pedestal
& tambour top unit



800mm deep
desk high pedestal
& tambour top unit

DESKTOP SHAPES.

SIRIUS & ODYSSEY

VDU	Bow Front VDU	D End VDU	Wave	Double Wave	Radial	Bow Front Radial	D End Radial	Universal Workstation	120° Segment	90° Segment	Corner Workstation
600-800 Deep	900 Deep	800 Deep	800-1000 Deep	800-1000 Deep	1000-1200 Deep	1300 Deep	1200 Deep	1400-1800 Deep	600-800 Deep	1050 Deep	1050 Deep
800-1800 Width	1600-1800 Width	1600-1800 Width	1000-1800 Width	1600-1800 Width	1400-1800 Width	1600-1800 Width	2000 Width	1400-1800 Width	1200 Width	1050 Width	1050 Width

QUDOS

VDU	Bow Front VDU	Wave	Double Wave	Radial	Eclipse Radial	Radial with 2 800 Ends	Bow Front Radial	Classik Conference Radial	Conference Radial
600-800 Deep	900 Deep	800-1000 Deep	800-1000 Deep	1000-1200 Deep	1200 Deep	1200 Deep	1320 Deep	1200 Deep	1200 Deep
800-1800 Width	1600-1800 Width	1000-1800 Width	1600-1800 Width	1400-1800 Width	1400-1800 Width	1400-1800 Width	1600-1800 Width	1800 Width	2000 Width

Aquarius Radial	Aquarius S Radial	Contour S VDU	Contour VDU	Universal Workstation	Stealth Universal	Segment	Corner Workstation	Conference Workstation	Radius Workstation	Kidney Workstation
1200 Deep	1200 Deep	1400 Deep	1200 Deep	1400-1800 Deep	1600-1800 Deep	600-800 Deep	1050 Deep	860-1060 Deep	937 Deep	950 Deep
1400-1800 Width	1400-1800 Width	1600-1800 Width	1600-1800 Width	1400-1800 Width	1600-1800 Width	1000-1200 Width	1050 Width	1400-1500 Width	1800 Width	1800 Width

EFFEX R8

VDU	Wave	Double Wave	Radial	Scooped Radial	Universal Radial	Angular Desktop	Conference Radial	Shaped Radial	120° Segment
600-800 Deep	800-1000 Deep	800-1000 Deep	1000-1200 Deep	1200 Deep	1400-1800 Deep	1131 Deep	1200 Deep	1570 Deep	800 Deep
1000-1800 Width	1000-1800 Width	1000-1800 Width	1400-1800 Width	1400-1800 Width	1400-1800 Width	1766-1966 Width	2000 Width	1800 Width	1200 Width

PURE

VDU	Wave	Double Wave	Radial	Segment	Universal Radial	Conference Radial	Conference Workstation
600-800 Deep	800-1000 Deep	800-1000 Deep	1000-1200 Deep	600-800 Deep	1400-1600 Deep	1200 Deep	800 Deep
800-1800 Width	1000-1800 Width	1000-1800 Width	1400-1600 Width	1000-1200 Width	1400-1600 Width	2000 Width	1500 Width

I BENCH

VDU	Wave	Double Wave	Radial	2 Piece Radial	Segment
600-800 Deep	800-1000 Deep	800-1000 Deep	1600-1800 Deep	1400-2000 Deep	600-800 Deep
800-1800 Width	1000-1800 Width	1000-1800 Width	1600-1800 Width	1400-1800 Width	1200-1400 Width

FREEDOM

VDU
800 Deep
1200-1800 Width

FREEDOM LITE

VDU	Radial	2 Piece Radial
600-800 Deep	1200-1600 Deep	1200-1600 Deep
1200-1800 Width	1400-1800 Width	1400-1800 Width

SHOWROOM.



Our Manchester showroom has now been open for a year and is proving to be a great success, using the facility on a regular basis . Situated in Manchester City Centre, less than five minutes walk from Piccadilly train station which has good connections to all areas of the country.

9 Portland street, Manchester, M1 3BE



SPACE PLANNING.



Space planning is an essential part of the modern day office. With our team of highly skilled CAD designers we aim to fulfil the planning requirements of all our clients. Our planning service ranges from detailed 2D CAD plans to impressive 3D renders. All plans are produced to the highest standard creating the most stylish yet practical working environment.




FINISHES

BOARD FINISHES

All products are manufactured using 18 & 25mm thick Melamine Faced Chipboard (MFC) sourced from across the world for optimum quality. An impressive Selection of 17 board finishes and 21 backboard finishes are available.

Colours storage is available with a choice of 17 board finishes for fascias and doors.

All desking, storage & pedestal tops are finished with 2mm PVC heavy duty edging tape.




(AN)
Anthracite




(N)
Walnut



(DN)
Dijon Walnut




(SC)
Santiago Cherry




(CO)
Calva Oak




(LO)
Light Oak




(B)
Beech



(SO)
Stone Oak



(VO)
Verade Oak




(CM)
Canadian Maple



(JA)
Japanese Ash



(BL)
Black




(S)
Silver




(G)
Grey



(W)
White



New For 2017
(M)
Mocha



New For 2017
(ST)
Slate

For an accurate representation of all board finishes please request an Imperial Finishes Card.

RECEPTIV MODESTY PANEL FINISHES

Receptiv modesty panels are manufactured from 3mm hardboard and available in 21 board finishes. (17 standard board finishes as well as the 4 shown below)



(M)
Mirror



(S)
Silver



(OR)
Orange



(GR)
Green



(BL)
Black RAL 9017



(Qudos Grey)
Qudos Graphite Grey RAL 7024



(G)
Grey RAL 7012



(S)
Silver RAL 9006

All metalwork is epoxy powder coated with a choice of up to 5 finishes as standard.



(W)
White RAL 9016


TRIM FINISHES

BESPOKE CONTRASTING EDGING - PRICE ON APPLICATION

New contrasting edging available using 3D plywood edging. Price on application, please contact the Specials department.



New For 2017



3D Plywood Edging



TODDS LINCOLN OFFICE

Centenary House
Whisby Way
Lincoln
Lincolnshire
LN6 3LQ

t: 01522 884000

NOTTINGHAM SHOWROOM

Pear Tree Yard
Town Street
Sandiacre
Nottingham
NG10 5DU

t: 0115 811 4550



ENGAGE WITH US

web : www.todds.uk.com
e : sales@toddslinc.co.uk

 /TODDSGROUP
 @TeamTodds