

The Locker Collection 2015



PROBE LOCKERS

Throughout this brochure you will find creative and specialist storage solutions and options for very specific and individual applications.

 **MEETS BS 4680:1996**
excluding size specification



QUALITY ASSURANCE

Probe Lockers are designed and manufactured in the UK, conforming to **BS 4680:1996** 'Standard Duty' (excluding size specification), **ISO 9001:2000** and **Environmental Management System ISO 14001:2004**. Probe products are also manufactured in accordance with the **Health & Safety certification OHSAS 18001**.



 **MEETS BS 4680:1996**




PR OBE

SPECIALIST SOLUTIONS



PROBE ANTIMICROBIAL TECHNOLOGY IN PARTNERSHIP WITH BIOMASTER



-  BIOMASTER BINDS TO THE CELL WALL; PREVENTING GROWTH
-  THE BIOMASTER IONS INTERRUPT ENZYME PRODUCTION; STOPPING THE CELL PRODUCING ENERGY
-  BIOMASTER INTERRUPTS THE CELLS DNA; PREVENTING REPLICATION



SECURITY

Even the Probe standard lock has a micro sprung 10 disc lock featuring 3000 serial combinations - all exclusive to Probe.

NEW PROBE AUTUMN RANGE

LILAC RAL4008



See pages 4 & 5 for full range.

PROBE QUALITY

With all Probe products you can be assured of the highest quality components, construction and finish.

FEATURES

Each Probe Locker features an integral air vent system*, a micro sprung disc lock, 5 knuckle hinges, welded front frame & internal door strengtheners*.

*Not available on some Lockers due to manufacturing constraints

LOW LOCKER



hygienic, hard wearing and anti-bacterial
99.9% REDUCTION OF BACTERIA INCLUDING MRSA & E-COLI for the life of the coating



These great new colours have been introduced to give you even more choice, there are five fresh door colours to choose from and the choice of black, white or silver body colours. These lockers have all the same quality features as the existing Probe range so you can be sure of a long lasting storage solution.

 **MEETS BS 4680:1996**
excluding size specification



**AIR VENT SYSTEM
ON EACH DOOR**

**WELDED INTERNAL
DOOR STRENGTHENER**

5 KNUCKLE HINGES

**10 MICRO SPRUNG
DISC LOCK**

**THROUGH FRAME
LOCKING**

SLOPING TOP OPTION

**3 DEPTHS
AVAILABLE**
305mm
380mm
460mm

NEW PROBE AUTUMN COLOURS

All Lockers are powder coated with **AC+IVECOAT** exclusive to Probe.

AUTUMN DOOR COLOURS


| | | | | | | | |
|---|--|---|--|--|--|---|--|
|  ORANGE RAL2003 |  OCEAN RAL5024 |  JADE RAL6021 |  LEMON RAL1016 |  LILAC RAL4008 |  WHITE RAL 9016 |  BLACK RAL 9004 |  SILVER RAL 9006 |
|---|--|---|--|--|--|---|--|

BODY COLOURS

CLEAN ENVIRONMENT

Keeping clean garments and soiled work overalls separate can often be a problem. The **Clean and Dirty Locker** solves this by providing a centre partition with a double coat hook to either side. Identical in overall size the **Uniforms Locker** has three handy shelves to one side of the partition.

CLEAN & DIRTY LOCKER



CLEAN & DIRTY LOCKER
Complete with full width internal top shelf 305mm high, vertical centre partition and two double coat hooks.

WIDTH 460mm
DEPTH 460mm
TOP COMPARTMENT HEIGHT 305mm

UNIFORM LOCKER



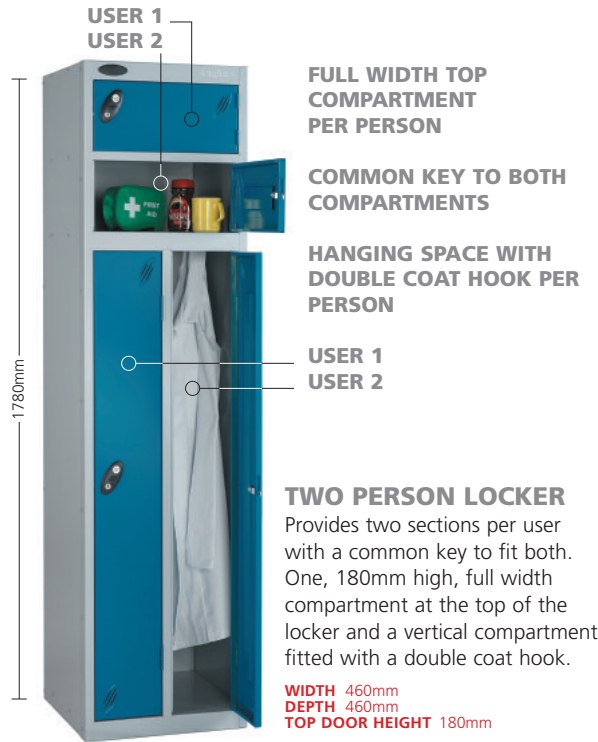
UNIFORMS LOCKER
Complete with full width internal top shelf 305mm high, vertical centre partition, double coat hook and a further three half width shelves.

WIDTH 460mm
DEPTH 460mm
TOP COMPARTMENT HEIGHT 305mm

SPECIALIST & SPACE SAVERS



TWO PERSON LOCKER



TWO PERSON LOCKER
Provides two sections per user with a common key to fit both. One, 180mm high, full width compartment at the top of the locker and a vertical compartment fitted with a double coat hook.

WIDTH 460mm
DEPTH 460mm
TOP DOOR HEIGHT 180mm

TWIN LOCKER



TWIN LOCKER
Each compartment comes with 305mm high internal top shelf and a double coat hook.

WIDTH 460mm
DEPTH 460mm
TOP COMPARTMENT HEIGHT 305mm

ULTRA SLIM LOCKER



ULTRA SLIM LOCKER
These super slim lockers are ideal when space is at a premium. With a two and four door option available this Locker is a truly great space saver. All compartments include a double coat hook. The full height two compartment features a top shelf.

WIDTH 305mm
DEPTH 460mm
COMPARTMENT WIDTH 95mm

HIGH CAPACITY LOCKER



ADJUSTABLE HANGING SHELF

HI CAPACITY
HEIGHT 1780mm
WIDTH 610mm
DEPTH 460mm

ADJUSTABLE SHELF

SMALL COMPARTMENT LOCKERS

When space is at a premium these Multi Compartment Lockers offer greatly increased compartments for the Locker footprint. They can be the perfect solution to storing personal effects, electronic devices like phones and laptops or just about anything you need to lock away.

16 DOOR



FEATURES
This Locker has sixteen individual compartments each with its own door and key.

COLOURS
All standard Probe colours available.

COMPARTMENT CLEAR ENTRY
WIDTH 241mm
HEIGHT 90mm

8 DOOR



FEATURES
This Locker has eight individual compartments each with its own door and key.

COLOURS
All standard Probe colours available.

COMPARTMENT CLEAR ENTRY
WIDTH 241mm
HEIGHT 195mm

POST LOCKER



FEATURES
The Probe Post Locker facilitates the convenient, secure distribution of mail, maximising efficiency and space in your post room.

WIDTH 305mm
DEPTH 305 & 460mm
SLOT 241 x 37mm

15 DOOR



FEATURES
This Locker has fifteen individual compartments each with its own door, key and card holder.

COLOURS
White body available with White, Blue or Red doors.

COMPARTMENT CLEAR ENTRY
WIDTH 316mm
HEIGHT 110mm

10 DOOR



FEATURES
This Locker has ten individual compartments each with its own door, key and card holder.

COLOURS
White body available with White, Blue or Red doors.

COMPARTMENT CLEAR ENTRY
WIDTH 316mm
HEIGHT 165mm

8 COMPARTMENT SINGLE DOOR

FEATURES
This Locker has eight individual compartments. A single door, key and card holder allows instant access to all compartments.

COLOURS
White body available with White, Blue or Red doors.



COMPARTMENT CLEAR ENTRY
WIDTH 316mm
HEIGHT 160mm

SPECIALIST LOCKERS

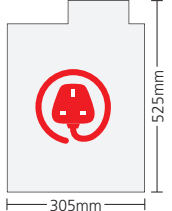


RECHARGE 4

FEATURES
To recharge and store tools securely on site, on location or back at the factory.

WIDTH 380mm
DEPTH 525mm
HEIGHT 1780mm

AERIAL VIEW EXTERNAL DIMENSIONS



These lockers have been tested and passed using as a principle: BS 6396:2008



20 MULTI DOOR

FEATURES
This Locker has twenty individual compartments and can be stacked to create a wall of compartments.

COLOURS
All standard Probe colours available.

SIZE
HEIGHT 940mm
WIDTH 900mm
DEPTH 380mm

COMPARTMENT CLEAR ENTRY
WIDTH 155mm
HEIGHT 155mm



Lock types L and H are not compatible with this locker.

STACKABLE

PERSONAL EFFECTS WALLET LOCKER



This slim wallet locker from probe offers convenient safe storage of small items like keys, wallets and cameras.

UNIT SIZE
HEIGHT 1000mm
WIDTH 305mm
DEPTH 150mm

COMPARTMENT SIZE
HEIGHT 90mm
WIDTH 192mm
DEPTH 150mm

LOW LOCKER



FEATURES
Probe Single Door Low Lockers include a top shelf and double coat hook.

WIDTH 305mm
DEPTH 305 & 460mm

PROBE

MEETS
BS 4680:1996



ACTIVECOAT
anti-bacterial technology

hygienic, hard wearing and anti-bacterial
99.9% REDUCTION OF BACTERIA INCLUDING MRSA & E-COLI for the life of the coating



EDUCATION LOCKERS...

Probe Lockers offer colour options for every level, from pre-school to college. From a simple cube upwards, the sheer variety of lockers available puts them at the top of every school's list for changing and storage requirements.

FREE ON-SITE ADVICE



LOCK OPTIONS

Probe offer a versatile range of locks ensuring a locker that is suited to your environment.

STRENGTH

Every locker has a full height strengthener welded inside each door to increase strength and security.

WELDED PLINTH

Probe Lockers have a welded plinth making each compartment totally separate and increasing structural rigidity.

5 KNUCKLE HINGES

This strong hinge offers great durability and security.



PR O BE

ALL STEEL CONSTRUCTION

- Quality engineered to provide a sturdy and robust locker that will give many years of service.
- Replacement locks and keys are available if required. Numbered cards, for locker identification, available on request.
- Built-in security features generate confidence that belongings will be kept safe.
- Durable powder coated finish with colour options to suit your environment.



FULL HEIGHT LOCKERS
Available in 1-6 & 8 tiers.

LOW LOCKERS
Height 1210mm

CUBE LOCKERS
Three sizes available:
305³, 380³, 460³ (mm)

COMPARTMENT
CLEAR ENTRY
305³ CUBE 250mm
380³ CUBE 300mm
460³ CUBE 350mm



hygienic, hard wearing and anti-bacterial
99.9% REDUCTION OF MRSA, E-COLI & BACTERIA for the life of the coating

PRIORITY SCHOOL BUILDING PROGRAMME

Priority School building Programme is a government initiative to rebuild or renew all secondary schools.



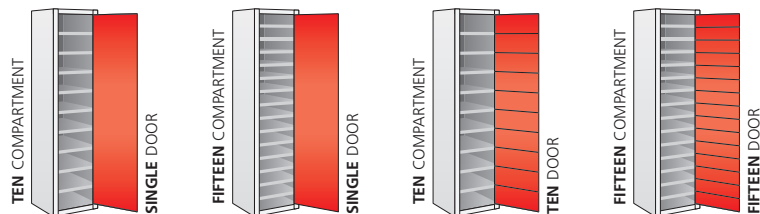
MEDIA TOWER

MEDIA DEVICE STORAGE, BOTH POWERED AND NON-POWERED

Probe offer a comprehensive range of media tower lockers for a variety of smart devices. You can choose from powered or non-powered, mobile or static, there's a media tower to suit your needs. This range incorporates **AC+IVECOAT**® the world class anti-bacterial powder coating from Probe.



MEDIA TOWERS 10 OR 15 COMPARTMENT



ALL UNITS ARE AVAILABLE

POWERED OR **NON-POWERED**

MAX DEVICE DIMENSIONS

max 370mm

max 420mm

Please consider the charging plug/lead when establishing if your device will fit in charging units.

MEDIA TOWER MOBILE PICTURED WITH DISH TOP

CHARGING AND SECURITY


TABLETS • APPLE DEVICES • IT EQUIPMENT LAPTOPS • SMART DEVICES • NETBOOKS

- Safe location of power socket.
- Comprehensive range of sizes and styles available.
- All charging units are CE marked.
- All doors are secured to the frame by a solid hinge.
- Units are manufactured from sturdy 0.9 and 0.7mm steel.
- All compartments have scratch resistant lock covers with the facility to number each door to help identification.
- A wide variety of locking solutions are available.
- Each charging compartment has a rear perforated panel for heat dissipation.



These lockers have been tested and passed using as a principle: **BS 6396:2008**

MEDIA TOWER LOW



AVAILABLE COLOURS

All Lockers are powder coated with **AC+IVECOAT**® exclusive to Probe.

● = LOCKER DOOR COLOUR ▲ = LOCKER BODY COLOUR

● **RED** Similar to BS 04 E53

● **BLUE** Similar to RAL 5019

▲ **WHITE** RAL 9016

MEETS
BS 4680:1996

PROBE



media tower lockers



SHOCKproof™ lockers

Probe offer their high quality steel lockers with 10mm solid grade laminate **overlay and inset doors** (overlay pictured).
For more about this amazing material visit trespa.com, formica.co.uk or arpaindustriale.com



OVERLAY DOORS



OPTIONAL SLOPING TOP AVAILABLE



NUMBERING SYSTEM

Available at additional cost.
Number plates will be recessed into door if ordered with lockers.

LOCK OPTIONS

See page 26 for a wide range of lock options.

HINGE SECURING PLATE

This strong hinge incorporates an integral securing plate which clamps the door to the hinge giving added security.

HIGH SECURITY
WELDED COMPARTMENT DIVIDER
INCORPORATES
INTERNAL DOOR STOP AND SILL

NEW 180° OPENING
This strong hinge offers 180° wide opening.

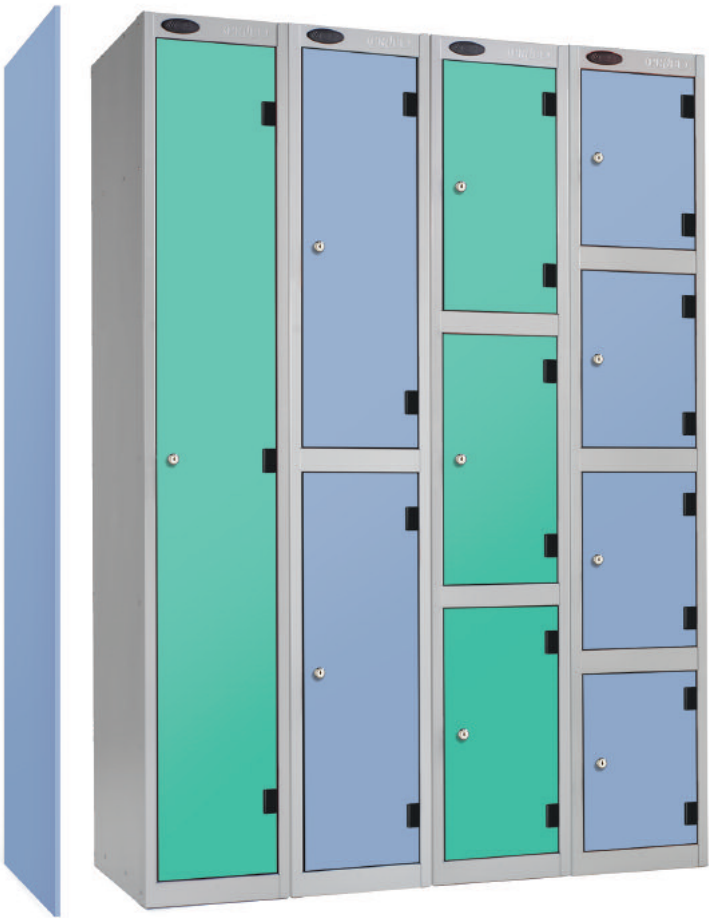


AVAILABLE IN 1, 2, 3 AND 4 TIER
Single and two tier doors subject to minimum quantity.

Formica and the Formica anvil device are registered trademarks of The Diller Corporation.



INSET DOORS



NEW 180°
OPENING HINGE

This hinge offers unparalleled levels of access to each compartment making full use of clear entry.



LAMINATE DOORS



SOLID LAMINATE 10mm FIRE CLASSIFICATION
Type: CGS - Standard (Non-FR): Euroclass C-s1, d0 EN 13501-1
Type: CGF - FR (Fire Resistant): Euroclass B-s1, d0 EN 13501-1 (at additional cost)

STOCK DOOR COLOURS Single and two tier doors subject to minimum quantity.



STEEL BODY COLOUR



NON STOCK COLOURS Subject to minimum quantity of 15 doors. Hundreds of other colours available from alternative Laminate manufacturers.

PLAIN COLOURS



WOODGRAIN EFFECT AND PATTERNED FINISHES



Please note that due to printing restrictions colours represented may differ from original product. We recommend you request a colour swatch before ordering.



DISPENSERS & COLLECTOR



GARMENT DISPENSERS

A single service door provides access to all the inner compartments of these Garment Dispensers enabling the distribution of clean garments, towels etc. Individual compartments remain secure and require keyed access.

GARMENT COLLECTOR

This 'post box' style locker is for the collection of soiled garments.



QUARTOS

QUARTOS

Quartos have been designed for use individually, bolted together in blocks or to complement other locker combinations by acting as linking bridges or extra top lockers.

UNIT SIZE
HEIGHT 480mm
WIDTH 305mm
DEPTH 305, 460mm

COMPARTMENT CLEAR ENTRY
WIDTH 241mm
HEIGHT 380mm

BLACK BODY LOCKERS



BLACK BODY LOCKERS

Probe offer their full range of lockers with a stylish black body and any of the standard door colours. As with all Probe Lockers this range incorporates **AC+IVECOAT** the world class anti-bacterial technology in both the plastic fixtures and the powder coating.

CUBES

CUBE LOCKERS

Use these handy lockers as multi-purpose storage units. Offered in three standard sizes they are supplied pre-drilled for bolting together in blocks as needed.



305³mm CUBE
380³mm CUBE
460³mm CUBE

COMPARTMENT CLEAR ENTRY
305³ CUBE 250mm
380³ CUBE 300mm
460³ CUBE 350mm

MDF CORE DOOR STEEL BODY LOCKERS

Probe offer five durable timber effect finishes plus two single colours, to a standard steel body, in 1,2,3 & 4 compartment Lockers.

MDF CORE LAMINATED DOORS



EASY ACCESS HINGES
Hinges open through a wide 164° for ease of access.

TIMBER* END PANEL
Optional.

SECURITY

These robust Locks from Probe offer the usual high quality locking mechanisms found in the rest of the range.

EASY ACCESS

Hinges open through a wide 164° for ease of access.

***DURABLE TIMBER EFFECT FINISH**
with 2mm PVC edging.

FREE ON-SITE ADVICE

PROBE LOCKER COLOURS - WWW.PROBE-COLOURS.CO.UK

All Lockers are powder coated with **AC+IVECOAT** exclusive to Probe.

● = LOCKER **DOOR** COLOUR ▲ = LOCKER **BODY** COLOUR

| | | | | | | |
|--------------------------------------|--------------------------------------|--|----------------------------|-----------------------------|------------------------------|-----------------------------|
| ● RED Similar to BS 04 E53 | ● BLUE Similar to RAL 5019 | ● YELLOW Similar to RAL 1004 | ● GREEN RAL 6018 | ●▲ WHITE RAL 9016 | ●▲ SILVER RAL 9006 | ●▲ BLACK RAL 9004 |
|--------------------------------------|--------------------------------------|--|----------------------------|-----------------------------|------------------------------|-----------------------------|

AVAILABLE COLOURS

All steel components are powder coated with **AC+IVECOAT** exclusive to Probe. *Wood effect

Due to printing restrictions colours represented may differ from original product. We recommend you request a colour swatch before ordering.

| | | | | | | |
|------|------|--------|---------|--------|-------|--------|
| ASH* | OAK* | MAPLE* | WALNUT* | BEECH* | WHITE | SILVER |
|------|------|--------|---------|--------|-------|--------|

PROBE

MEETS
BS 4680:1996

18



ACTIVECOAT
anti-bacterial technology

hygienic, hard wearing and anti-bacterial
99.9% REDUCTION OF BACTERIA INCLUDING MRSA & E-COLI for the life of the coating



19

CLEAR DOOR LOCKERS

BODY COLOURS

- WHITE
RAL 9016
- SILVER
RAL 9006
- BLACK
RAL 9004

ANTI STOCK THEFT



- HIGH VIS DOORS**
These **shatter proof** polycarbonate doors allow **100%** visibility.
- PROBE QUALITY LOCKS***
The Probe standard locking mechanism has a micro sprung 10 disc lock featuring a massive 3000 serial combinations - all exclusive to Probe. Hasp & Staple fitment also available.
- A SIZE TO SUIT**
Probe Clear Door Lockers come in a choice of three depths and five compartment heights to maximise your available space.
DEPTHS 305,380,460mm
WIDTH 305mm
- STRENGTH**
As with all Probe storage Products, the Clear Door range offers a sturdy construction. Incorporating a **welded plinth** between each compartment for added strength and security.




CLEAR VIEW LOCKERS

STRENGTH AND VISIBILITY

These Clear View Lockers offer a very sturdy and secure solution to those environments where high in-locker visibility is desired coupled with a high level of security. Incorporating a **welded plinth** between each compartment for added strength and security.



ANTI STOCK THEFT



FREE ON-SITE ADVICE

PROBE LOCKER COLOURS - WWW.PROBE-COLOURS.CO.UK

All Lockers are powder coated with **AC+IVECOAT** exclusive to Probe.

● = LOCKER **DOOR** COLOUR ▲ = LOCKER **BODY** COLOUR

- | | | | | | | |
|--------------------------------------|--------------------------------------|--|----------------------------|-----------------------------|------------------------------|-----------------------------|
| ● RED Similar to BS 04 E53 | ● BLUE Similar to RAL 5019 | ● YELLOW Similar to RAL 1004 | ● GREEN RAL 6018 | ●▲ WHITE RAL 9016 | ●▲ SILVER RAL 9006 | ●▲ BLACK RAL 9004 |
|--------------------------------------|--------------------------------------|--|----------------------------|-----------------------------|------------------------------|-----------------------------|



MEETS
BS 4680:1996

ACTIVECOAT anti-bacterial technology **hygienic, hard wearing and anti-bacterial**
99.9% REDUCTION OF BACTERIA INCLUDING MRSA & E-COLI for the life of the coating




LEISURE LOCKERS

***SLOPING TOP OPTION**

The optional sloping top, prevents the accumulation of rubbish and is **available on all standard lockers** at an additional cost.

**Please request when ordering.*

(Only available on 1780mm Height Lockers)



ADDITIONAL DOOR PERFORATIONS

Additional door perforations are available for added ventilation and limited visibility.

SECURITY LOCKS

The Probe standard lock has a micro sprung 10 disc lock featuring 3000 serial combinations - all exclusive to Probe.

SIZE & STYLE

Probe Lockers are available in a large range of sizes, colours and door configurations to accommodate your changing room requirements.

SEATS AND STANDS

Further seats and stands are available. See page 29 for more details.

CHANGING

Changing areas for leisure and sport need to be versatile to accommodate a wide range of activities - Probe Lockers will provide security for the user's belongings and equipment. **Sloping Top Lockers, Locker Seats and Stands, Locker Stands and Freestanding Benches** were designed for use in these areas.



GOLF LOCKERS

GOLF LOCKERS

These stylish lockers have been specifically designed with the avid golfer in mind.

CHOICE

You can configure these lockers to accommodate a Golf Bench Seat, as illustrated, or if a seat is not required you can use two, Type A, full height door lockers.

BENCH SEAT

The Type B Golf Locker comes complete with a base well and shortened door to accommodate a Golf Bench Seat without obstructing access. All Bench slats supplied in solid ash.




COLOUR & FINISH

These golf lockers come in all the standard probe colours, plus these, laminated door and end panel options. Pictured, Ash.

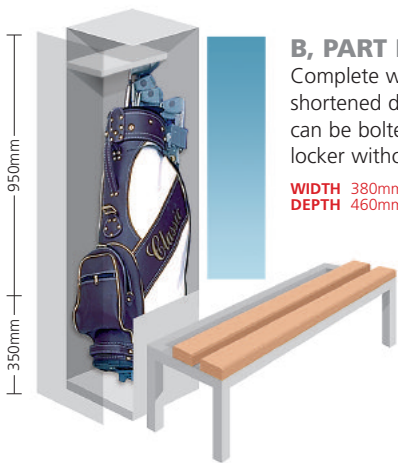


*Wood effect



A, FULL HEIGHT DOOR

WIDTH 380mm
DEPTH 460mm



B, PART HEIGHT DOOR

Complete with a base well and shortened door. Golf Bench Seats can be bolted to the front of the locker without obstructing access.

WIDTH 380mm
DEPTH 460mm

Due to printing restrictions colours represented may differ from original product. We recommend you request a colour swatch before ordering.

NEW

ULTRABOX[®] PLASTIC LOCKERS

- ▶ NO ON-SITE ASSEMBLY
- ▶ VANDAL RESISTANT
- ▶ RUST PROOF
- ▶ 10 YEAR GUARANTEE^{††}
- ▶ WATERPROOF*
- ▶ ANTI-BACTERIAL
- ▶ ONE PIECE DESIGN
FOR A NEATER FINISH AND
SPEEDY INSTALLATION



AVAILABLE COLOURS FOR ULTRABOX LOCKERS

DOOR COLOUR



BODY COLOUR



PR *O* **BE**



NO ASSEMBLY REQUIRED



NEW

ULTRABOX[®]

STYLE, INDOORS OR OUTSIDE*

*If sheltered from direct rain



**ULTRABOX INCLUDES
LOCKS TYPE 1 OR 2**


Request lock type at time of ordering.
See page 10 for the full range of locks.



PR **BE**

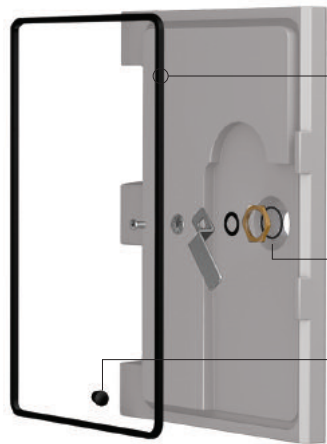
ULTRABOX PLUS⁺

PERFORMS IN THE MOST
CHALLENGING ENVIRONMENTS



**SEAL OUT THE
WEATHER**

WATERPROOF SEAL, PLUG
AND LOCK GASKET
MAKES THE ULTRABOX PLUS
FULLY WATERPROOF



WATERPROOF
DOOR SEAL

WATERPROOF
LOCK AND GASKET

WATERPROOF
DRAIN HOLE PLUG

**ULTRABOX PLUS INCLUDES
WATERPROOF LOCKS TYPE 2 OR 3**

Request lock type at time of ordering.
See page 10 for the full range of locks.



SUITABLE FOR THE MOST
CHALLENGING ENVIRONMENTS
AND ALL WEATHER CONDITIONS



CHALLENGING ENVIRONMENTS



ACTIVECOAT[®]
anti-bacterial technology

hygienic, hard wearing and anti-bacterial
99.9% REDUCTION OF BACTERIA INCLUDING MRSA & E-COLI for the life of the coating

SPACE SAVING
UP TO 165% MORE LOCKERS IN YOUR SPACE*

LOCKER POD®

SPACE SAVING



*When compared with typical standard locker layout, see pod brochure for details.

Patent pending

OPTIONAL SLOPING CANOPY
Prevents accumulation of rubbish.
200mm high.

STANDARD INFILL CAP
(Included)

ADDITIONAL VENTILATION
For those applications where increased ventilation or visibility is desired.

HANDLES
included with **OPTION 360°** rotating pods.

OPTION 360° ROTATING BASE
This unique option allows the Locker Pod to be easily rotated through 360° allowing Pods to be positioned closer together giving even more space. Incorporating inertia braking system. Add 100mm to height of Locker Pod.

Centre Sealing Cap included with every locker pod.

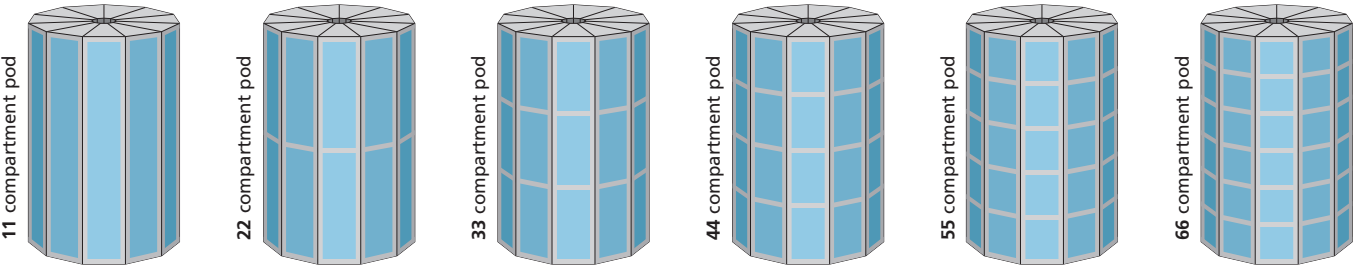
Even the standard locks feature a massive 3000 serial combinations - all exclusive to Probe.

The Hasp & Staple allows padlock fitting. Shank diameter: min 6mm, max 7mm (Padlock sold separately).

A simple and effective 4 digit combination lock.

1780mm

Ø1020mm



FEATURES & BENEFITS

These unique Locker Pods from Probe Storage are designed to maximise compartment numbers in your locker room

FEATURES & BENEFITS

Four locking styles available to suit your individual needs

FEATURES & BENEFITS

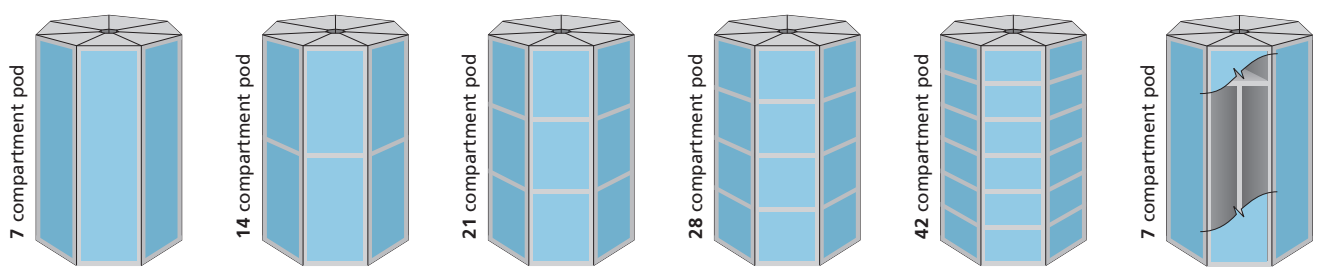
Strong robust construction providing many years of service

FEATURES & BENEFITS

Available in 6 exciting door colours with a stylish silver body to brighten up your staff rooms


CLEAN & DIRTY
Inc. top shelf & central divider

For further details please request a Pod Brochure from your Probe dealer.



Patent pending

Z-LOCKERS



FEATURES
The **NEW Z-Locker** is designed specifically to accommodate two separate lockable compartments each with double coat hook and shelf. These lockers are manufactured with a steel body and solid laminate doors.
WIDTH 380mm
DEPTH 470mm
Subject to minimum order of 20 lockers.

POLICE LOCKER



FEATURES
The Probe Police Locker is designed specifically to accommodate personal body armour and each compartment includes a top shelf and double coat hook.
WIDTH 460mm
DEPTH 550mm

CLOAKROOM LOCKERS



TYPE A
Top cover complete with hanging rail and base.
□ Lockers and hangers sold separately



TYPE B
Top cover, storage shelf complete with hanging rail and base.
□ Lockers and hangers sold separately

SLOPING TOP OPTION

Please request when ordering.
The optional sloping top, prevents the accumulation of rubbish and is **available on all standard lockers** at an additional cost.
(Only available on 1780mm Height Lockers)



LOCKER STAND

Lockers are often used in areas where floors need frequent cleaning. Locker Stands provide maximum floor access. This Stand is manufactured to suit a particular installation using 25mm square tube.

LOCKER STANDS
Stands available to suit any number of lockers, all complete with adjustable levelling feet. Height 150mm.



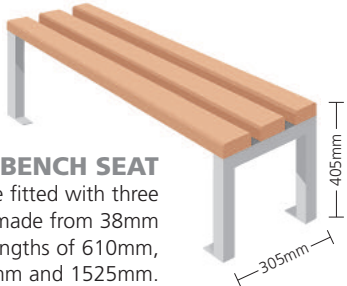
LOCKER SEAT & STAND



Two hardwood slats and metal framework form a bench seat in front of the locker, allowing full height access. Complete with adjustable levelling feet.



ALTERNATIVE RANGE OF ROUND TUBE CLOAKROOM EQUIPMENT
SEE SEPARATE LITERATURE



BENCH SEAT
Freestanding Bench Seats are fitted with three hardwood slats. Frames robustly made from 38mm square tube and are offered in lengths of 610mm, 915mm, 1220mm and 1525mm.

MEDICAL HYGIENE SOLUTIONS

SAFE STORAGE FOR THE HIGHEST HYGIENE STANDARDS

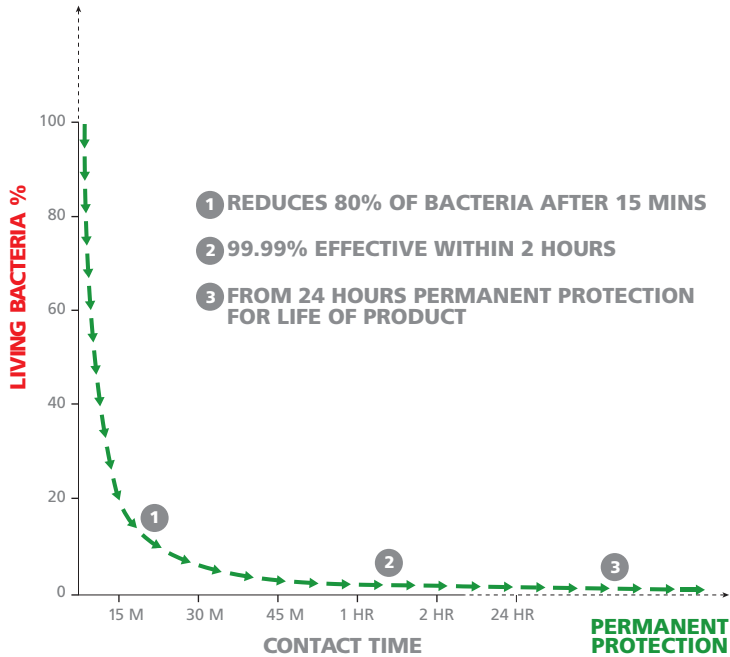
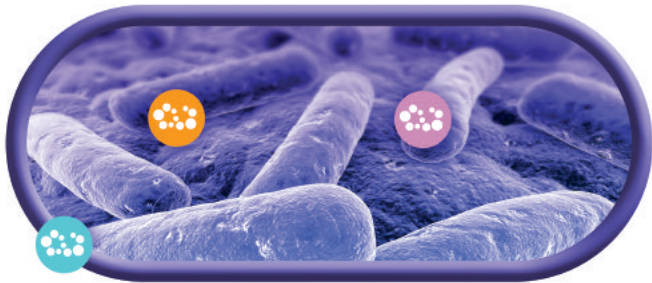
Probe offer a comprehensive range of personal and equipment storage solutions aimed at the hygiene conscious medical sector. This range incorporates the world class anti-bacterial technology in both the plastic fixtures and the **AC+IVECOAT**® powder coating from Probe.



PROBE **ACTIVECOAT** IN PARTNERSHIP WITH **BIOMASTER**

THE ACTION OF BIOMASTER ANTIMICROBIAL TECHNOLOGY

- BIOMASTER BINDS TO THE CELL WALL; PREVENTING GROWTH
- THE BIOMASTER IONS INTERRUPT ENZYME PRODUCTION; STOPPING THE CELL PRODUCING ENERGY
- BIOMASTER INTERRUPTS THE CELLS DNA; PREVENTING REPLICATION



PROBE

LOCKER FEATURES & OPTIONS



QUALITY



PROBE LOCKER COLOURS - WWW.PROBE-COLOURS.CO.UK

All Lockers are powder coated with **AC+IVECOAT**® exclusive to Probe.

● = LOCKER **DOOR** COLOUR ▲ = LOCKER **BODY** COLOUR

● **RED**
Similar to BS 04 E53

● **BLUE**
Similar to RAL 5019

● **YELLOW**
Similar to RAL 1004

● **GREEN**
RAL 6018

● ▲ **WHITE**
RAL 9016

● ▲ **SILVER**
RAL 9006

● ▲ **BLACK**
RAL 9004



hygienic, hard wearing and anti-bacterial
99.9% REDUCTION OF BACTERIA INCLUDING MRSA & E-COLI for the life of the coating



LOCKER LOCK OPTIONS

LOCK OPTIONS These locks are pictured on steel doors. Some locks differ slightly in appearance when fitted to Trespa® doors.


***Included in locker price.** Request lock type at time of ordering.



PROBE CAM LOCK*
Even the standard lock has a micro sprung 10 disc lock featuring a massive 3000 serial combinations - all exclusive to Probe. Two keys are included with each standard lock.



HASP AND STAPLE*
Attractive design allowing easy use of padlock fitting. Shank diameter maximum 7mm and minimum 5mm. Padlock sold separately.
REPLACEMENT HASP & STAPLE
This Hasp & Staple is available to purchase separately if you need to change your existing lock.



RADIAL PIN LOCK - 10,000 COMBINATIONS
This Radial Pin Lock is designed for greater levels of security. Two keys are included with each lock.



COMBINATION LOCK
A simple and effective 3 digit code, making losing keys a thing of the past. Master override key sold separately.




RE-PROGRAMMABLE COMBINATION LOCK - TYPE E
Re-programming using service key
Easy to use front facing dial 10,000 combinations. One Service Key required per installation (Service Key sold separately). Not recommended for multi user applications.



RE-PROGRAMMABLE COMBINATION LOCK - TYPE K
Extremely tough and fits existing Probe metal or Trespa doors. Reprogrammable - easy operation and 10,000 possible combinations - set and easily changed by users using Override Key for instant access and re setting new numbers, sold separately.



COIN/TOKEN - RETURN/RETAIN
These locks are available with coin denominations £/€ or tokens, for either return or retain.



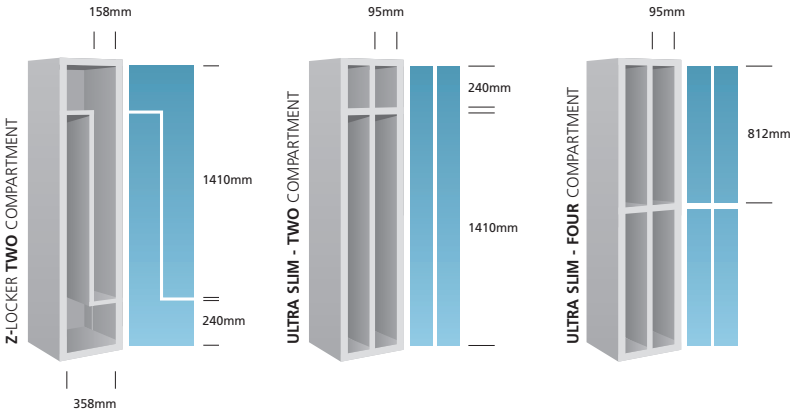
DIGITAL COMBINATION LOCK 40,000 COMBINATIONS
○ Emergency access using service key
○ Simple to program
○ Batteries last up to 50,000 operations
○ Single user supplied as standard
○ Multi user option available (specify when ordering)
○ **CAN BE USED HORIZONTALLY**
Subject to minimum order quantity.
Specify when ordering. Card holder not included when ordered for horizontal use.



BeCode Air+ RFID Technology
The BeCode Air+ only has to be 'shown the card' (or matching transponder) to be operated. No external programming devices needed. 10,000 closings with one battery possible. It doesn't get any simpler.

CLEAR ENTRY DIMENSIONS

QUALITY

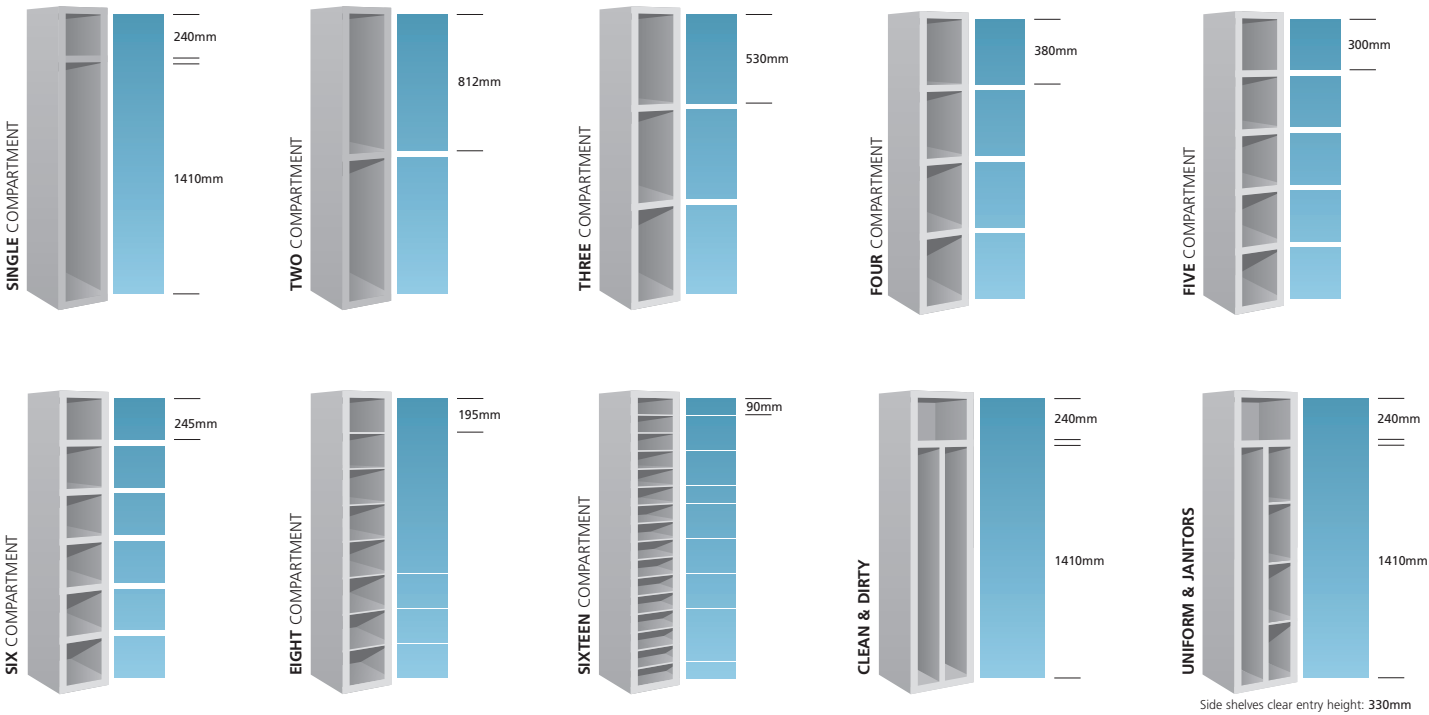
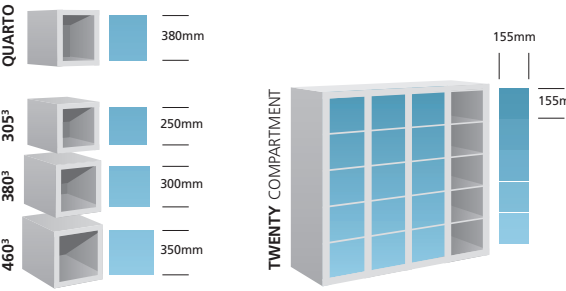



NOMINAL CLEAR ENTRY WIDTHS
Clear entry width = locker width minus 64mm.

| LOCKER WIDTH | LOCKER WIDTH | LOCKER WIDTH |
|--------------|--------------|--------------|
| 305mm | 380mm | 460mm |
| CLEAR ENTRY | CLEAR ENTRY | CLEAR ENTRY |
| 241mm | 316mm | 396mm |



Allow up to 2.5mm per locker for horizontal creep



Side shelves clear entry height: 330mm

Images may differ from items supplied, functions will be equivalent. We reserve the right to alter the design and specification of any product on this sheet without prior consent.

All sizes contained within this brochure are nominal. We reserve the right to alter design and specification of any product within this brochure without prior consent.

PROBE

MEETS
BS 4680:1996

ACTIVECOAT®
anti-bacterial technology

hygienic, hard wearing and anti-bacterial
99.9% REDUCTION OF BACTERIA INCLUDING MRSA & E-COLI for the life of the coating



EDUCATION LOCKERS...

Probe Lockers offer colour options for every level, from pre-school to college. From a simple cube upwards, the sheer variety of lockers available puts them at the top of every school's list for changing and storage requirements.

FREE ON-SITE ADVICE



LOCK OPTIONS

Probe offer a versatile range of locks ensuring a locker that is suited to your environment.

STRENGTH

Every locker has a full height strengthener welded inside each door to increase strength and security.

WELDED PLINTH

Probe Lockers have a welded plinth making each compartment totally separate and increasing structural rigidity.

5 KNUCKLE HINGES

This strong hinge offers great durability and security.

All our timber comes from suppliers with positive reforestation policies, and is supplied from sustainable forests.



ALL STEEL CONSTRUCTION

- Quality engineered to provide a sturdy and robust locker that will give many years of service.
- Replacement locks and keys are available if required. Numbered cards, for locker identification, available on request.
- Built-in security features generate confidence that belongings will be kept safe.
- Durable powder coated finish with colour options to suit your environment.



hygienic, hard wearing and anti-bacterial
99.9% REDUCTION OF MRSA, E-COLI & BACTERIA for the life of the coating

BUILDING SCHOOLS *for the* FUTURE

Building Schools for the Future is a government initiative to rebuild or renew all secondary schools.



MEDIA TOWER

MEDIA DEVICE STORAGE, BOTH POWERED AND NON-POWERED

Probe offer a comprehensive range of media tower lockers for a variety of smart devices. You can choose from powered or non-powered, mobile or static, there's a media tower to suit your needs. This range incorporates **AC+IVECOAT**® the world class anti-bacterial powder coating from Probe.

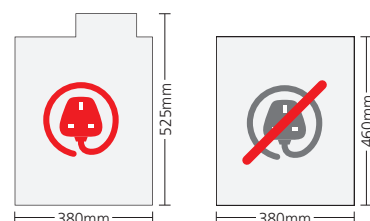
15 COMPARTMENT CLEAR ENTRY
W316 x H115mm

10 COMPARTMENT CLEAR ENTRY
W316 x H170mm

15 COMPARTMENT CLEAR ENTRY
W316 x H115mm



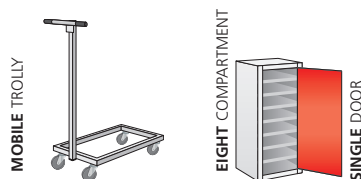
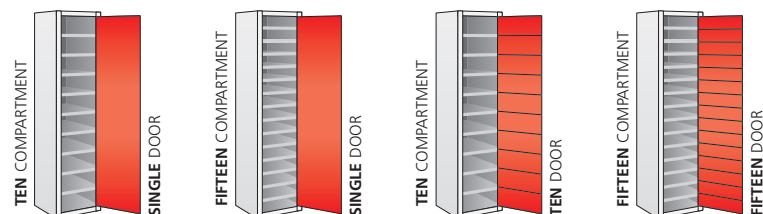
AERIAL VIEW EXTERNAL DIMENSIONS



MEDIA TOWER MOBILE PICTURED WITH DISH TOP



MEDIA TOWERS 10 OR 15 COMPARTMENT



CHARGING AND SECURITY

TABLETS • APPLE DEVICES • IT EQUIPMENT LAPTOPS • SMART DEVICES • NETBOOKS

- Safe location of power socket.
- Comprehensive range of sizes and styles available.
- All charging units are CE marked.
- All doors are secured to the frame by a solid hinge.
- Units are manufactured from sturdy 0.9 and 0.7mm steel.
- All compartments have scratch resistant lock covers with the facility to number each door to help identification.
- A wide variety of locking solutions are available.
- Each charging compartment has a rear perforated panel for heat dissipation.



These lockers have been tested and passed using as a principle: **BS 6396:2008**

MEDIA TOWER LOW



8 COMPARTMENT CLEAR ENTRY
W316 x H115mm



AVAILABLE COLOURS

All Lockers are powder coated with **AC+IVECOAT**® exclusive to Probe.

● = LOCKER DOOR COLOUR ▲ = LOCKER BODY COLOUR

| | | |
|-------------------------------|-------------------------------|---------------------------|
| ● RED Similar to BS 04 E53 | ● BLUE Similar to RAL 5019 | ▲ SMOKE WHITE RAL 9002 |
|-------------------------------|-------------------------------|---------------------------|



www.probe-manufacture.co.uk

MEETS
BS 4680:1996



media tower lockers



CLOAKROOM

Probe offer a great range of easy install Cloakroom units to enhance your changing room. Many options available, comprehensive literature available for this product.

FREE ON-SITE ADVICE

Hook Bench DOUBLE SIDED

This bench is also available as a single sided unit.



COAT HOOKS

These stylish, plastic, coat hooks have been ergonomically designed and contain **AC+IVECOAT** technology.

These **virtually unbreakable**, polymer coat hooks, have been ergonomically designed and contain **AC+IVECOAT** technology.

COAT HOOKS

| LENGTHS | HOOKS |
|---------|-------|
| 1000mm | 10 |
| 1500mm | 16 |
| 2000mm | 20 |

| LENGTHS | HOOKS |
|---------|-------|
| 1000mm | 5 |
| 1500mm | 8 |
| 2000mm | 10 |

ROBUST FRAMES

All frames are constructed from **robust 50mm round, thick tubing** with fully welded joints for strength and durability.

SOLID ASH SLATS

Junior Low Seat DOUBLE SIDED



ADJUSTABLE FEET

All floor standing Cloakroom units come with adjustable feet for ease of installation.



HOOK BENCH
single sided with timber slats



LOW SEAT
single sided with timber slats



BENCH
single sided with timber slats



WALL HOOK STRIP
timber

Units supplied in component format including all necessary fixings (excludes wall and floor fixings). All sizes nominal.



www.probe-manufacture.co.uk

All our timber comes from suppliers with positive reforestation policies, and is supplied from **sustainable forests**.



TECHNIC LIBRARY SHELVING

This versatile shelving system is designed to offer maximum flexibility and provides sturdy and adaptable shelving for libraries large or small. With a great range of options and accessories you can quickly install a system tailored to suit your space. Comprehensive literature available for this product.

FREE ON-SITE ADVICE

FEATURES & BENEFITS

- Anti-slip finish on shelves.
- Huge range of optional accessories.
- Decor End Panels available
- Vertical support for Books, folders etc
- Quick and easy to build system
- Adjustable feet

UPRIGHTS
This versatile system includes single & double sided floorstanding uprights, wall mounted & wheel mounted uprights.

QUICK ADJUSTMENT
All uprights allow for quick and easy adjustment of shelves in increments of 25mm.

5 HEIGHT OPTIONS
Free standing uprights available in five heights 1200, 1500, 1800, 2100 & 2300mm. Note: Wall & wheel mounted available in different heights.

REMOVABLE BACKSTOP
The clear plastic backstops can be easily removed if required.



For your peace of mind, Probe Technic Shelving has passed the following British Standards for strength and rigidity:
BS 4875-7: 2006 PART 7 &
BS 4875-8: 1998 PART 8

AVAILABLE COLOURS FOR TECHNIC - WWW.PROBE-COLOURS.CO.UK

All steel components are powder coated with **AC+IVECOAT** exclusive to Probe.

● **RED**
Similar to BS 04 E53

● **BLUE**
Similar to RAL 5019

● **YELLOW**
Similar to RAL 1004

● **GREEN**
RAL 6018

● ▲ **SMOKE WHITE**
RAL 9002

● ▲ **SILVER**
RAL 9006

● ▲ **BLACK**
RAL 9004

BUILDING SCHOOLS *for the* FUTURE

Building Schools for the Future is a government initiative to rebuild or renew all secondary schools.



PROBE

lockers



1



MEETS
BS 4680:1996



PATENT PENDING




ACTIVECOAT[®]
anti-bacterial technology
HYGIENIC

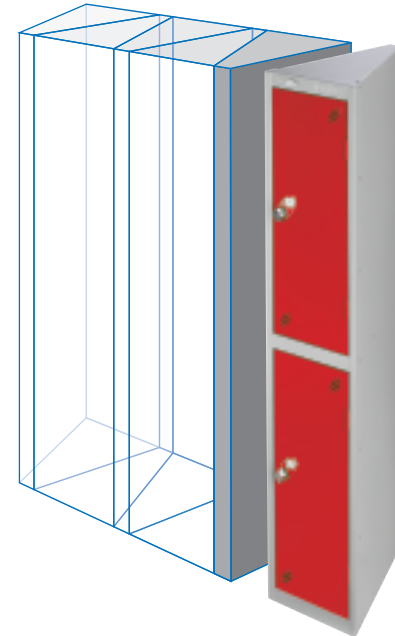
UP TO **165% MORE LOCKERS***

locker Pods® & seeds

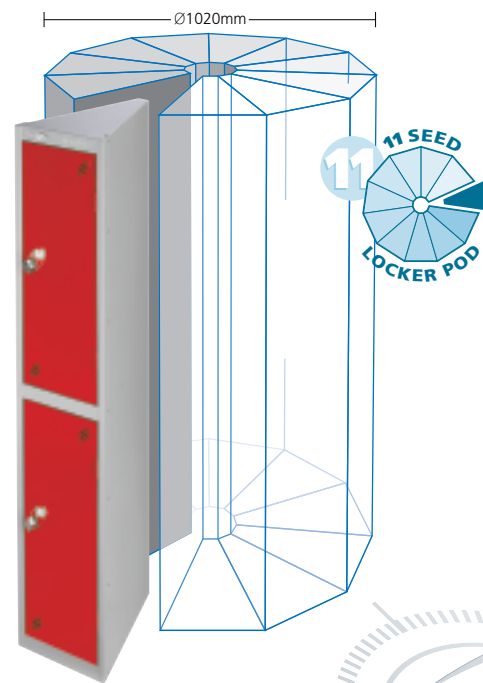
typical savings



SMALL SEED

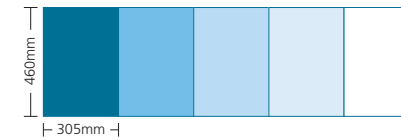


SMALL SEED ZIG ZAG
Individual **small seeds** connected together in zig zag formation.

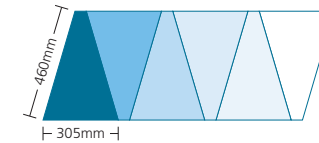


SMALL SEED POD®
11 Individual **small seeds** connected to form a Pod.

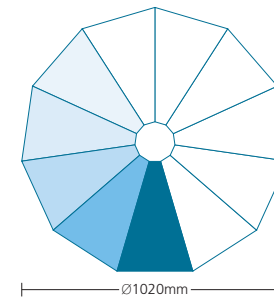
STANDARD LOCKERS
In a typical standard locker layout.




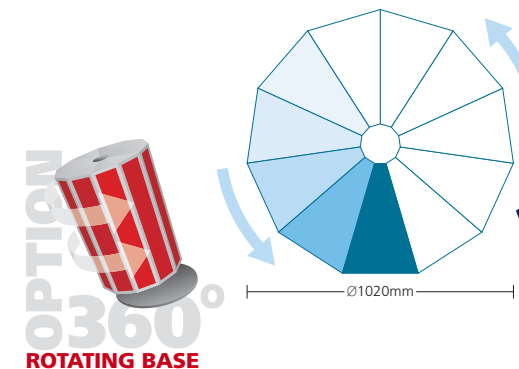
SINGLE SEEDS ZIG ZAG
Individual **small seeds** in ZIG ZAG formation.




11 SEED STATIC LOCKER POD
12 x **small seed** locker pods.



11 SEED ROTATING LOCKER POD
26 x **small seed rotating** locker pods.




108
INDIVIDUAL LOCKERS



15% MORE LOCKERS*

124
INDIVIDUAL LOCKERS



22% MORE LOCKERS*

132
INDIVIDUAL LOCKERS



165% MORE LOCKERS*

286
INDIVIDUAL LOCKERS

*When compared with typical standard locker layout.

Patent pending



www.probe-manufacture.co.uk



hygienic, hard wearing and anti-bacterial
99.9% REDUCTION OF MRSA, E-COLI & BACTERIA for the life of the coating




retail locker Pods®

Pictured with optional extra master combination locks and sloping canopy



PICTURED



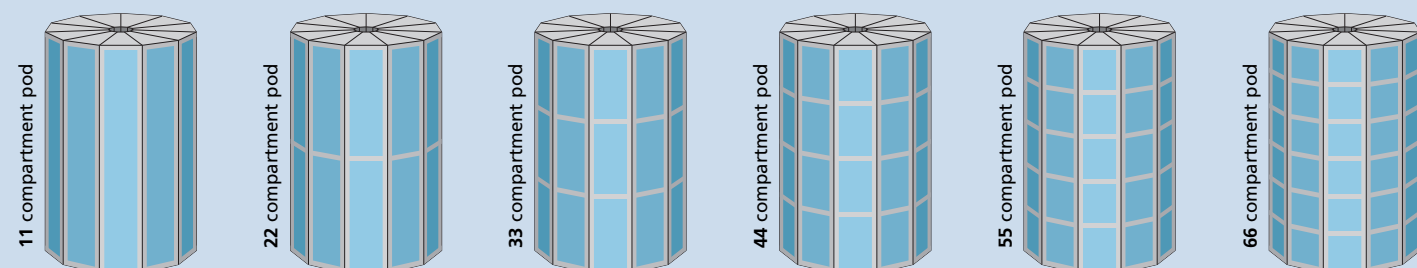
Patent pending

FEATURES & BENEFITS

- These unique retail pods from Probe Storage are designed to maximise compartment numbers in your locker room
- Strong robust construction providing many years of service
- Available in 6 exciting door colours with a stylish silver body to brighten up your staff rooms
(For all technical information and optional extras see inside back cover)



11 SEED RETAIL LOCKER POD COMPARTMENT OPTIONS




All pods are delivered as individual seeds ready for simple connection



industrial locker Pods®

Rear Pod pictured with optional extra door ventilation system



PICTURED



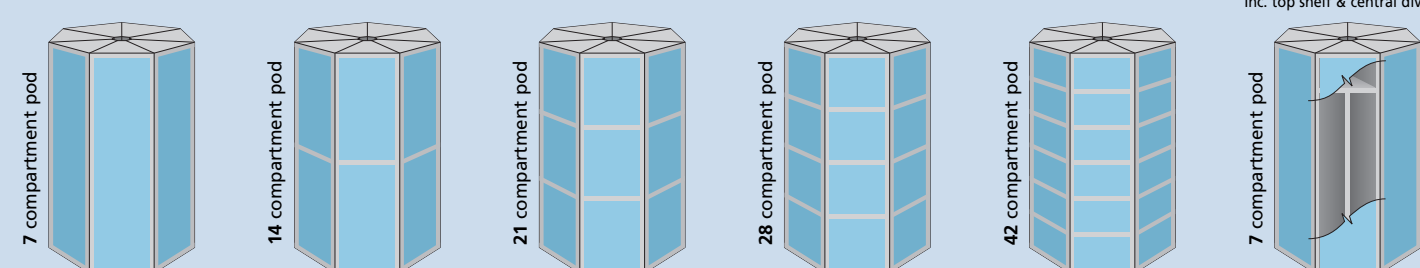
Patent pending

FEATURES & BENEFITS

- Supplied with full instructions for quick and easy assembly minimising disruption
- Four locking styles available to suit your individual needs
- With 7 to 66 compartments in a single Locker Pod there is a huge choice to suit your storage needs
(For all technical information and optional extras see inside back cover)



7 SEED INDUSTRIAL LOCKER POD COMPARTMENT OPTIONS



CLEAN & DIRTY Inc. top shelf & central divider

All pods are delivered as individual seeds ready for simple connection





11 SEED OPTION



PICTURED



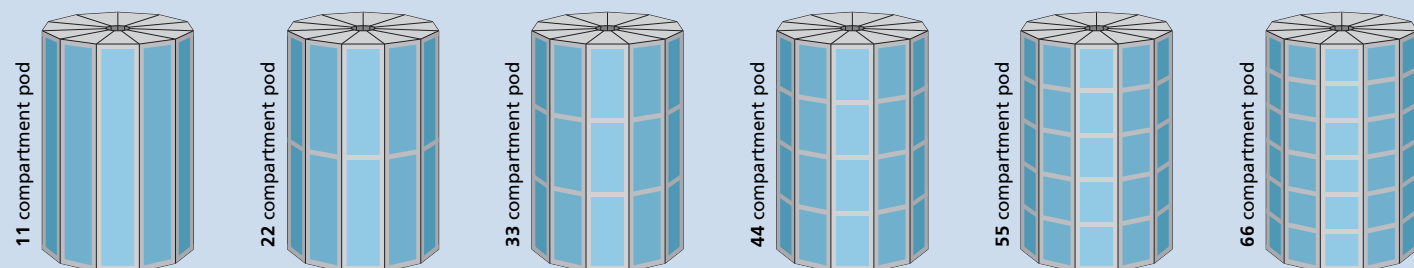
Patent pending

FEATURES & BENEFITS

- These unique education pods from Probe are designed to maximise compartment numbers in your student environment
- Strong robust construction providing many years of service
- Available in 6 exciting door colours with a stylish silver body to brighten up your locker rooms
(For all technical information and optional extras see inside back cover)



11 SEED EDUCATION LOCKER POD COMPARTMENT OPTIONS



All pods are delivered as individual seeds ready for simple connection



7 SEED OPTION



PICTURED



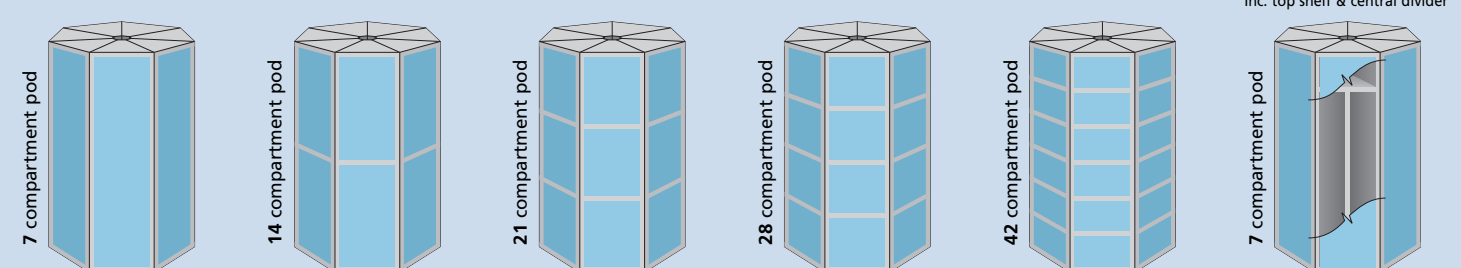
Patent pending

FEATURES & BENEFITS

- Supplied with full instructions for quick and easy assembly minimising disruption
- Four locking styles available to suit your individual needs
- With **7 to 66** compartments in a single Locker Pod there is a huge choice to suit your storage needs
(For all technical information and optional extras see inside back cover)



7 SEED CATERING LOCKER POD COMPARTMENT OPTIONS



All pods are delivered as individual seeds ready for simple connection



7 SEED OPTION



PICTURED



FEATURES & BENEFITS

- These unique commercial pods from Probe are designed to maximise compartment numbers in your office space
- Strong robust construction providing many years of service
- Available in 6 exciting door colours with a stylish silver body to brighten up your office
(For all technical information and optional extras see inside back cover)



11 SEED OPTION



PICTURED

Rear Pod pictured with optional extra sloping canopy

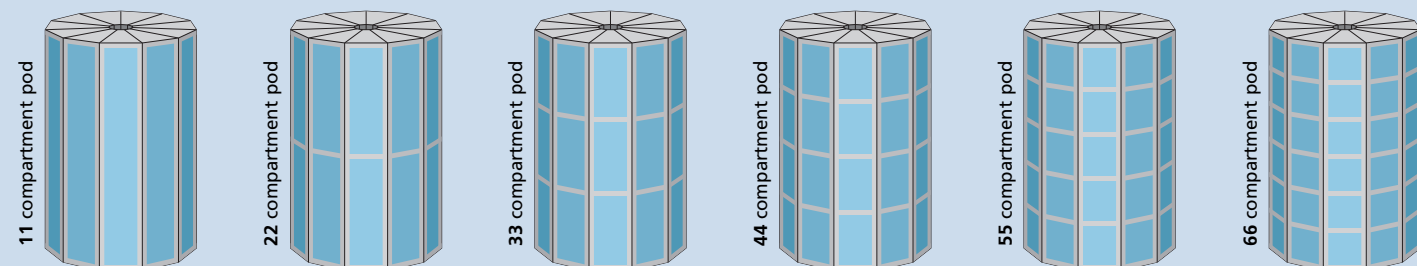


FEATURES & BENEFITS

- Supplied with full instructions for quick and easy assembly minimising disruption
- Four locking styles available to suit your individual needs
- With 7 to 66 compartments in a single Locker Pod there is a huge choice to suit your storage needs
(For all technical information and optional extras see inside back cover)

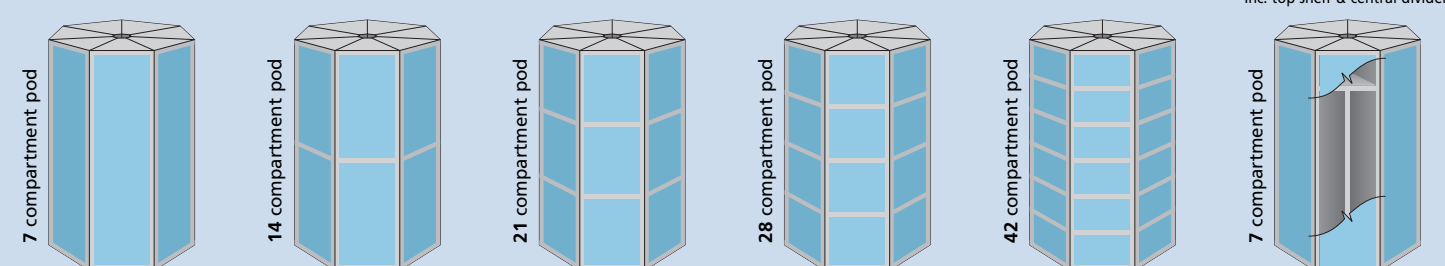


11 SEED COMMERCIAL LOCKER POD COMPARTMENT OPTIONS



All pods are delivered as individual seeds ready for simple connection

7 SEED LEISURE LOCKER POD COMPARTMENT OPTIONS




All pods are delivered as individual seeds ready for simple connection

CLEAN & DIRTY
Inc. top shelf & central divider


features & options



Every locker has a full strengthener welded into the door to increase security.



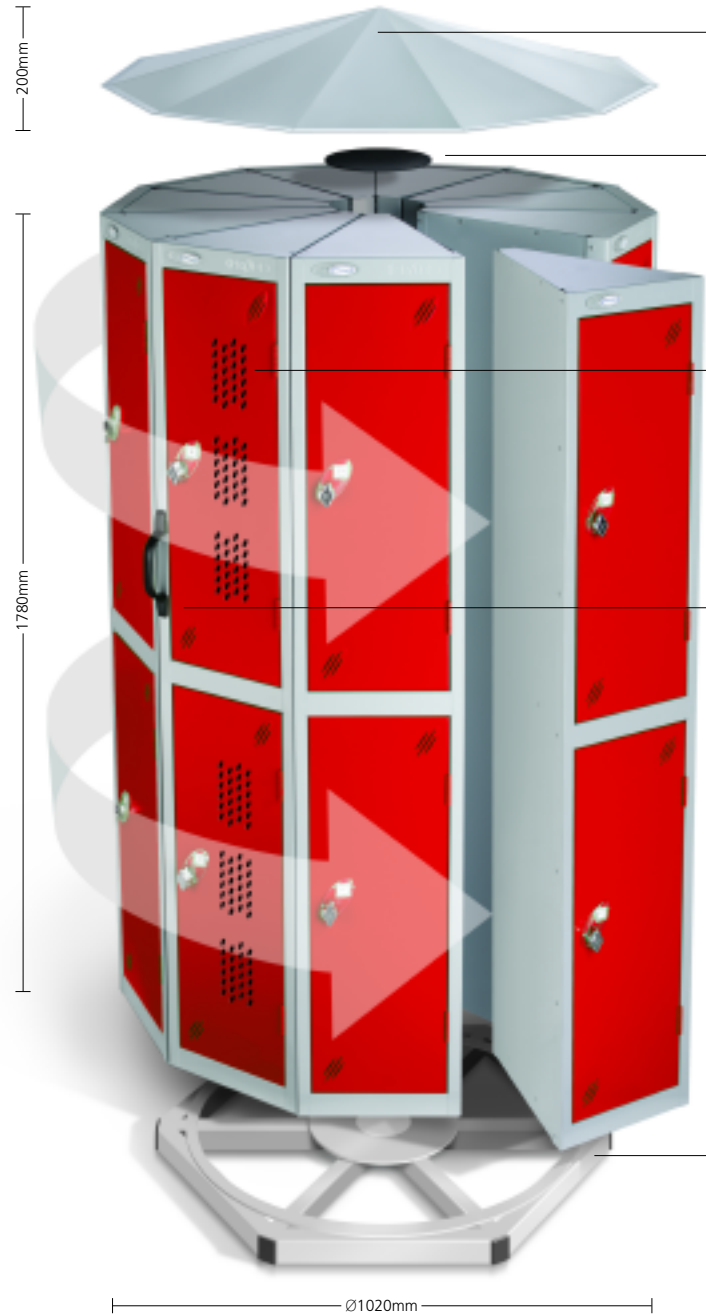
Centre Sealing Cap included with every locker pod.



Probe Pod Lockers have a welded plinth separating each compartment, increasing security and structural rigidity.



Vent system allows each compartment to 'breathe'.



OPTIONAL SLOPING CANOPY
Prevents accumulation of rubbish.

STANDARD INFILL CAP
(Included)


ADDITIONAL VENTILATION
For those applications where increased ventilation or visibility is desired.

HANDLES
included with **OPTION 360°** rotating pods.



OPTION 360°
This unique option allows the Locker Pod to be easily rotated through 360° allowing Pods to be positioned closer together giving even more space. Add 100mm to height of Locker Pod.

Numbered card holders incorporating a lock cover which protects Probe Lockers from scratches. Numbered cards (as featured throughout this brochure) are available at an extra cost.



Standard Cam Lock*
Even the standard lock has a micro sprung 10 disc lock featuring a massive 3000 serial combinations - all exclusive to Probe.

***Included in locker price.**
Request lock type at time of ordering.




Hasp and Staple*
Attractive design allowing easy use of padlock fitting. Shank diameter minimum 7mm, maximum 8mm (Padlock not supplied).




Combination Lock
A simple and effective 3 digit code, making losing keys a thing of the past. Master override key sold separately.



Coin/Token - Return/Retain
These locks are available with coin denominations £/€ or tokens, for either return or retain.



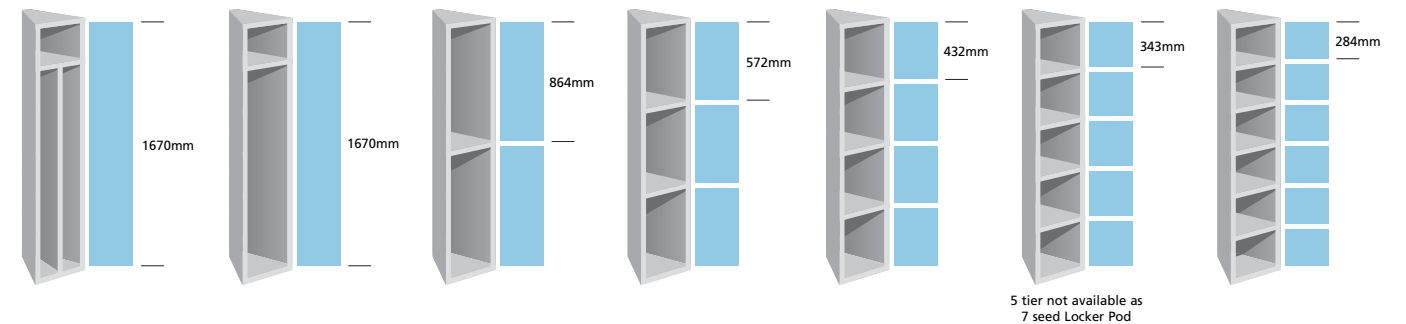
SMALL SEED
Available in 1-6 tier giving 11 to 66 compartments per pod.



LARGE SEED
Available in 1-4 & 6 tier and clean/dirty giving 7 to 42 compartments per pod.



INTERNAL COMPARTMENT HEIGHTS




COLOURS

- **DOOR COLOUR**
- ▲ **BODY COLOUR**



● ▲ **SILVER**



● **BLUE**




● **YELLOW**




● **GREEN**



● **SMOKE WHITE**

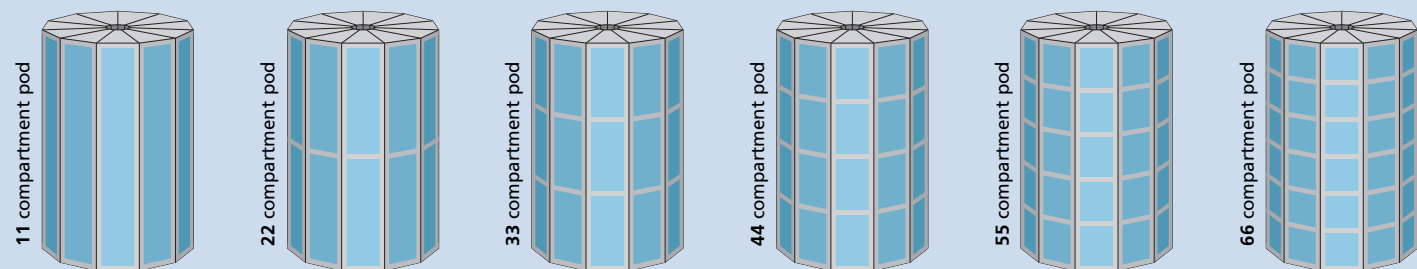


● **RED**

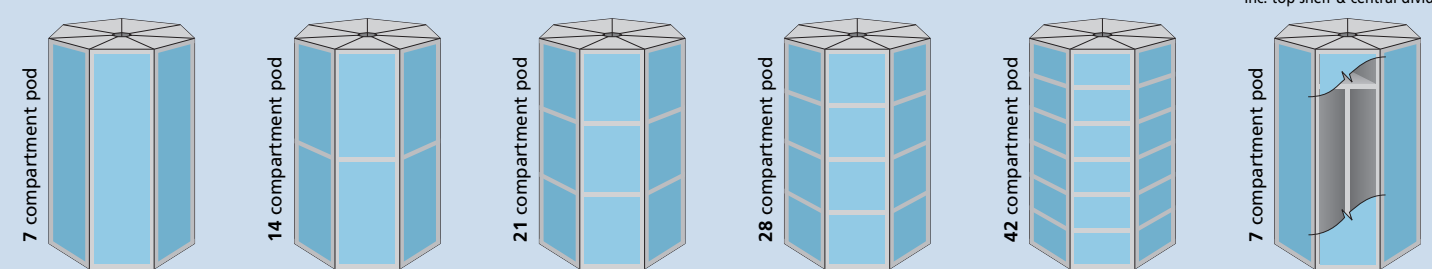


● **BLACK**

11 SEED LOCKER PODS



7 SEED LOCKER PODS





TODDS LINCOLN OFFICE


Centenary House
Whisby Way
Lincoln
Lincolnshire
LN6 3LQ

NOTTINGHAM SHOWROOM

Pear Tree Yard
Town Street
Sandiacre
Nottingham
NG10 5DU

ENGAGE WITH US

web : www.todds.uk.com
e : sales@toddslinc.co.uk

 /TODDSGROUP
 @TeamTodds

t: 01522 884000

t: 0115 811 4550